

HAPPY FEET



EDUCATOR RESOURCE & ACTIVITY GUIDE

TAP INTO IMAX®

happyfeetmovie.com

IMAX® is a registered trademark of IMAX Corporation.

HAPPY FEET

Turn your local IMAX theatre into an extension of your classroom as your students discover the Antarctic and its creatures in *Happy Feet: The IMAX Experience!* IMAX films are a great way to not only entertain, but also educate your students. The following facts and hands-on activities will further your students' understanding of the Antarctic and how its inhabitants survive.

Allow your students to experience this fun-filled adventure on the world's largest screens with crystal clear images and amazing surround sound!

FILM SYNOPSIS:

Happy Feet is a comedy adventure set in the land of the Emperor Penguins in the heart of Antarctica. These penguins sing, each needing their own special song to attract a soul mate. Unfortunately, our hero Mumble (Elijah Wood), son of Memphis (Hugh Jackman) and Norma Jean (Nicole Kidman), is the worst singer in the world...but he can tap dance something fierce!

Quick Facts

- ✧ Penguins do not fly. They hop walk or toboggan. (see *Activity Six*)
- ✧ Penguins are expert divers and swimmers.
- ✧ Penguins have a thick layer of fat called blubber under their skin. (see *Activity Three*)
- ✧ Female penguins lay eggs, but it is the male penguins' job to protect the egg until it hatches. Males hold the egg on the top of their feet hunching down so that their skin covers and warms the egg. (see *Activities Four and Five*)
- ✧ Penguins raise their chicks in colonies called "rookeries" and there may be thousands of penguins in one rookery.
- ✧ Emperor penguins (*Aptenodytes forsteri*) are the largest penguin species.
- ✧ Emperor penguins are the only animals that breed during the Antarctic winter
- ✧ Because there are no nesting materials, Emperor penguins incubate the single egg on their feet. In relation to the body size of the female the egg is rather small; it weighs only about 450 grams.
- ✧ Emperor penguin diets consist of a mixture of fish, krill and squid.
- ✧ Antarctica is the coolest, windiest place on Earth.
- ✧ Antarctica is a desert. In the continent's interior, the average annual precipitation is only about two inches, less than the Sahara.
- ✧ In some places of Antarctica, like the Dry Valleys, it has not rained for thousands of years.
- ✧ If Antarctica were to melt, the sea level would rise over 200 feet.
- ✧ Only 2% of the land in Antarctica is not covered in ice.

Educational Websites: Facts, lessons and worksheets centered around learning

Edhelper.com

This site hosts a wealth of Penguin-themed worksheets with answer keys. Worksheets involve reading comprehension, math word stories, writing, dot to dots with spelling and counting, mazes and spelling/vocabulary challenges. To download the worksheets visit the site at:

www.edhelper.com/penguins.htm

National Geographic

The National Geographic Kids site features the Emperor penguin, which is the largest of the 17 penguin species. Focusing on this particular breed, the site is an excellent resource for classrooms. Visit the site at: www.nationalgeographic.com/kids/creature_feature and click on "Penguins".

Teach-nology

This site features easy-to-use resources for teachers who are dedicated to improving the education of today's generation of students, including lesson plans, printable worksheets, teaching tips and more. Visit the site to learn more about Antarctica:

www.teach-nology.com/teachers/lesson_plans/current_events/antarctica/

The Monterey Bay Aquarium

The Monterey Bay Aquarium website features an "All About Penguins" page with facts on how penguins swim, keep warm in cold climates, mate, etc. Visit the site at: www.mbayaq.org/efc/ and click on "Splash Zone"

Activity Websites: Fun classroom activities such as coloring sheets, crafts and more

Child Fun

The Child Fun penguin page lists ideas for penguin arts and crafts, games and activities, recipes and snacks, songs, poems and more. Many of the activities in this guide come from the Child Fun website. Visit the site at: www.childfun.com and click on "Penguins" under "Animal Themes".

Mrs. Bee's Penguins and Antarctic pages

This site hosts penguin-related activities and ideas for elementary and middle school students. There are downloadable activity sheets, poems, songs, photos, book lists and more. Visit the site at: www.dcrafts.com/penguinwelcome.htm

Penguin Coloring Pages

This site features a variety of penguin coloring sheets to spark the artistic interest of your class. Visit the site at: www.coloring.ws/penguins1.htm

Vicki Blackwell's Internet Guide for Educators

Vicki Blackwell's Internet Guide for Educators hosts links to various sites for penguin books, pictures, coloring sheets, crafts, activities and more. Visit the site at:

www.vickiblackwell.com/penguins.html

HAPPY FEET

Activity One: *Essay/Creative Writing*

Happy Feet is the story of Mumble, the tap dancing penguin, and his journey across the Antarctic. Why not inspire your class to write a story about a journey they've taken in their life. This can be an actual trip or a journey of learning/self-discovery. Alternatively, you can put a creative spin on it and ask your students to write about a fictional trip they've taken across the Antarctic. Instruct them to incorporate what they've learned in class about the climate and conditions, as well as the animals they encountered. Print out the penguin story template in the back of this guide, or download others from: www.dcrafts.com/penguinwelcome.htm

Activity Two: *Simile Writing*


This is a great language arts exercise that briefly explains similes, and challenges students to come up with their own Antarctic and penguin similes. Can be broadened to metaphors in general as well. Use the worksheet in this guide.

Activity Three: *Blubber Gloves*

The blubber layer under penguins' skin is what allows them to stay warm in frigid Antarctic waters. To help your class better understand the advantage of this fat layer, try conducting the blubber gloves experiment. Before starting the experiment discuss how quickly our bodies are chilled in cold water and what we do to stay warm (move around, wear insulated wetsuits, get out of the water) and how animals are able to stay warm in cold water (blubber, air in feathers, oil on fur, low surface area to volume ratio).

- ❖ Have the students cover one hand with a plastic bag
- ❖ Put a generous amount of solid shortening into another bag. Have the student put the plastic-covered hand into the bag with the shortening. Knead the shortening to make sure the hand is completely surrounded by shortening.
- ❖ Wrap duct tape around the portion of the bag covering your wrist to seal the bag (optional).
- ❖ Cover the other hand with two plastic bags (without shortening). This is the "control".
- ❖ Place both hands simultaneously into a bucket of cold water.
- ❖ Have a student time how long each hand can remain underwater.

Visit octopus.gma.org/surfing/antarctica/blubber.html for more information about how animals use blubber and follow-up questions to this experiment.



HAPPY FEET

Activity Four: Penguin Shuffle Races

With penguins, it is the dad's job to keep an unhatched egg from rolling off the rocky cliffs. The father carries the egg on top of his feet for weeks, which takes extreme concentration and a lot of skill. Test your class's skill at fathering a baby penguin by challenging them to the penguin shuffle races. Each child needs a beanbag or Hacky Sack-style foot bag to serve as an egg. Contestants stand side-by-side with their "eggs" on top of their feet. When the race begins, players try to shuffle across the room without dropping their eggs. The first one to succeed wins.

Activity Five: A Penguin Grows Up

Discuss the stages of penguin growth with your students and then have them complete the illustrated worksheet at the end of this guide provided by Scholastic.

Activity Six: Penguin Waddle Relay

Divide the class into two teams. Place half of each team behind lines six to eight yards apart. Place a rubber ball between the knees of the first two people in line and watch them waddle like penguins to give the ball to their teammates behind the opposite line. The teammates then carry the balls back to the starting line and the waddling continues until everyone has had a turn. If the ball is dropped, the penguin must go back to his/her starting point and begin again. The winning penguins are the ones that can waddle the fastest without losing the ball.

Activity Seven: Penguin Recipes

To add a little fun to snack time, try one of these fun and easy recipes that are easy enough for children to make in the classroom.

Penguin Snack

Take a slice of bread and spread cream cheese over it. Use black olive halves or raisins for eyes, a wedge of carrot for a beak and chopped black olives for wings.

Penguin Cookies

Take a chocolate sandwich cookie and a chocolate kiss to create penguin cookies! Twist the top off the cookie and carefully break it in half. Then place the two pieces on top of the bottom half with the icing side up and spread out a little to create 'wings'. Then place the chocolate kiss at the top for the penguins' head.

Activity Eight: Penguin Arts and Crafts

Bring the Antarctic to your classroom by having your class create colorful penguin decorations. Visit www.dcrafts.com/penguinsheets.htm to download penguin templates. Have your class use the templates to trace and cut out penguins using different colors of construction paper, wrapping paper, poster board, felt, or cloth. For added fun have your class decorate the penguins with glitter, sequins, ribbon, markers, etc... to create a truly unique work of art. The penguins make great decorations for bulletin boards, doors or even as desk name tags.

Activity Nine: Word Search

Use the *Happy Feet* Word Search in this guide for a fun classroom activity. Turn it into a race with a prize for the fastest student. This puzzle was created by Puzzlemaker at DiscoverySchool.com, where you can make your OWN word searches, crosswords and more! Visit: puzzlemaker.school.discovery.com

HAPPY FEET

Similes

A simile is a phrase used in writing that compares two things using words like or as. Write some similes that relate to penguins or Antarctica.

For Example: The snow was as white as a ball of cotton.
The ice was like a slippery slide.

1. _____

2. _____

3. _____

4. _____

5. _____

6. _____

7. _____

8. _____






9. _____

10. _____

On the back of this page, draw a picture of one of your similes.

A Penguin Grows Up

Look at the stages of a penguin's growth. Then **circle** the correct answer.

| Stage 1 | Stage 2 | Stage 3 | Stage 4 | Stage 5 |
|---|---|---|---|---|
|  |  |  |  |  |
| Dad holds the egg on his feet. A fold of skin helps the egg warm. | The chick hatches. Dad and mom take turns holding it on their feet. | The chick snuggles with other chicks to keep warm. | The chick loses its baby feathers. | The chick has grown up. It is an adult penguin now. |

1. When does the chick snuggle with other chicks?

Stage 3 Stage 2

2. When does the chick lose its feathers?

Stage 3 Stage 4

3. What happens in the first stage?

Dad holds the egg on his feet. The chick hatches.

4. What happens in the last stage?

The chick hatches. The chick has grown up.

HAPPY FEET

HAPPY FEET WORD SEARCH

M X M W M L R L Q A P O D W N
S T C A C E D C C K T D G V G
S I G E R W R I W R X Q N O L
D F H E A R T S O N G A H V A
A H Q C L C S T O U J F M S B
N K T I R I S H B Z G K P I W
C K V A N C H P F K H Z D M R
E N T G V O C K W V S Q E B R
Z N M P R G B H C W U O C S A
A A R U I I W B Q H M Y D P U
F Z G T M O R G V J G Y V A L
Z B W M S B Q D A T R V D T M
R M L B T E L T E E F T H R T
F K C F U Y C E T V K I X Z E
K P A U T R D Y A P G B H D S

IMAX
DANCE
FEET
HEARTSONG

ANTARCTICA
TAP
SING
MUMBLE

Created by Puzzlemaker from DiscoverySchool.com

TAP INTO IMAX®

HAPPY FEET

HAPPY FEET WORD SEARCH ANSWER KEY

+ + + + + + + + + **A** + + + + +
+ + + + + + + + **C** + + + + + + +
+ + + + + + + **I** + + **X** + + + + +
D + **H** **E** **A** **R** **T** **S** **O** **N** **G** **A** + + +
A + + + + **C** **S** + + + + + **M** + +
N + + + **R** **I** + + + + + + + **I** +
C + + **A** **N** + + + + + + + + + +
E + **T** **G** + + + + + + + + + + +
+ **N** **M** + + + + + + + + + + + + +
A + + **U** + + + + + + + + + + **P** +
+ + + + **M** + + + + + + + + + **A** +
+ + + + + **B** + + + + + + + + **T** +
+ + + + + + **L** **T** **E** **E** **F** + + + + +
+ + + + + + + **E** + + + + + + + + +
+ + + + + + + + + + + + + + + + +

Created by Puzzlemaker from DiscoverySchool.com

TAP INTO IMAX

Resources

The information in this guide is provided as a resource for you to use in the classroom after viewing *Happy Feet: The IMAX Experience*. It has been compiled from a number of online sources. Below is a list of websites that were used:

PAGE 1

www.childfun.com
www.aag.gov.au (Australian Antarctic Division)
www.funsocialstudies.com
www.landcareresearch.co.nz
www.coolantarctica.com

PAGE 2

www.edhelper.com
www.nationalgeographic.com
www.teach-nology.com
www.mbayaq.org
www.childfun.com
www.dcrafts.com
www.coloring.ws/penguins1.htm
www.vickiblackwell.com

PAGE 3

www.dcrafts.com
www.octopus.gma.org

PAGE 4

www.scholastic.com
www.childfun.com
www.dcrafts.com
www.puzzlemaker.school.discovery.com

PAGE 5

www.dcrafts.com

PAGE 6

www.abcteach.com

PAGE 7

www.scholastic.com

PAGE 8 & 9

www.puzzlemaker.school.discovery.com